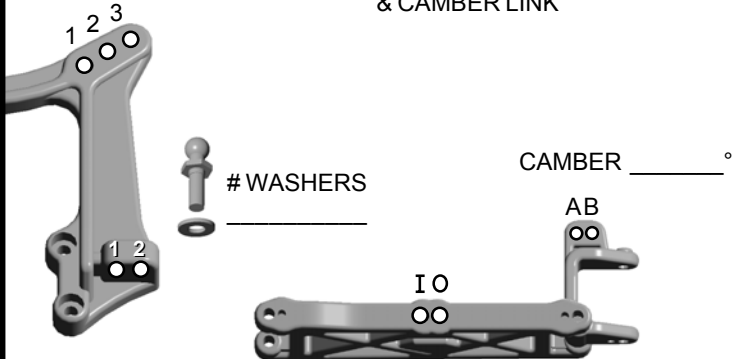


SETUP SHEET for the Team Associated RC10B4

Driver _____
 Track / City _____
 Event _____ Date _____

FRONT SHOCK MOUNTING & CAMBER LINK

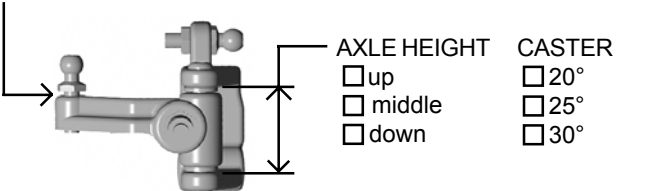


RIDE HEIGHT _____

CAMBER _____°

TOE-IN (+) / OUT (-) _____°

BUMP STEER SPACER _____



AXLE HEIGHT up middle down

CASTER 20° 25° 30°

STEERING BLOCK trailing inline

FRONT SHOCKS

OIL _____ wt

SPRING (color) _____ PISTON # _____

SHAFT unobtainium STD # LIMITERS _____

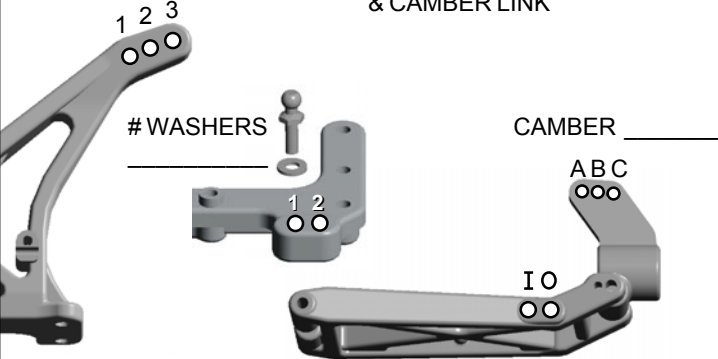
FRONT TIRES & WHEELS

FRONT TIRES _____

INSERTS _____ WHEELS _____

TRACTION COMPOUND _____

REAR SHOCK MOUNTING & CAMBER LINK



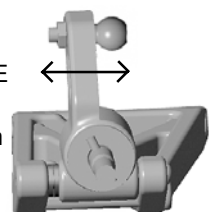
RIDE HEIGHT _____

CAMBER _____°

ANTI-SQUAT 0° 1° 2° 3°

ANTI-ROLL BAR none black (soft) silver (med) gold (heavy)

WHEELBASE long medium short



REAR SHOCKS

OIL _____ wt

SPRING (color) _____ PISTON # _____

SHAFT unobtainium STD # LIMITERS _____

REAR TIRES & WHEELS

REAR TIRES _____

INSERTS _____ WHEELS _____

RADIO/BATTERIES

RADIO _____ SERVO _____

ESC _____

DRAG BRAKE _____ INIT BRAKE _____

BATTERY PLACEMENT front rear

BATTERIES _____

MOTOR

MOTOR & WIND _____

BRUSHES _____

SPRING _____

PINION / SPUR _____ / _____

OTHER

BODY _____

WING _____

WING ANGLE 0° 3° 6°

CHASSIS _____

CONDITIONS

smooth sandy

bumpy soft dirt

low traction grass

med traction blue groove

high traction clay

wet dusty

dry other

COMMENTS
